

Use the "zoom" item in the "view" menu to control the size of the text.



Original, copyrighted content, property of Reggie Middleton, LLC and BoomBustBlog.com

See www.boombustblog.com

This is the statistical addendum to the BoomBustBlog.com com post, "[Blog vs. Broker, whom do you trust!](#)" (click the link to access the article).

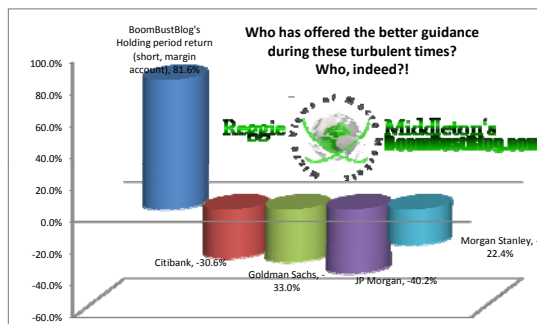
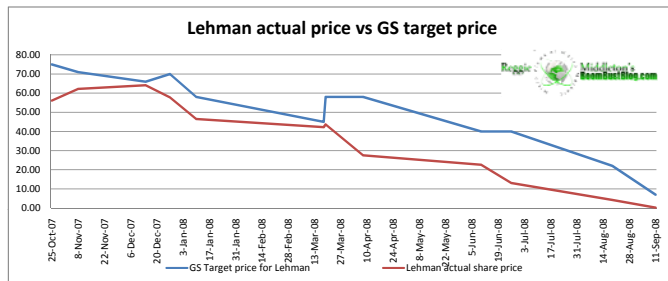
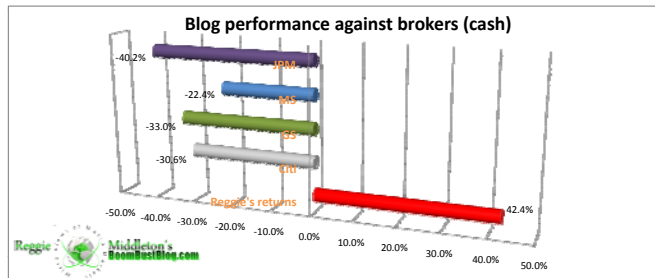
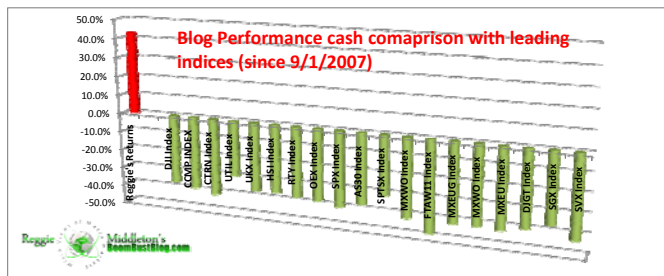
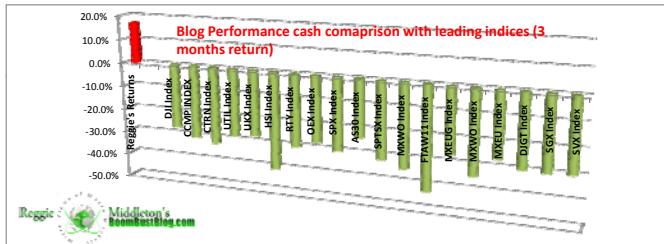
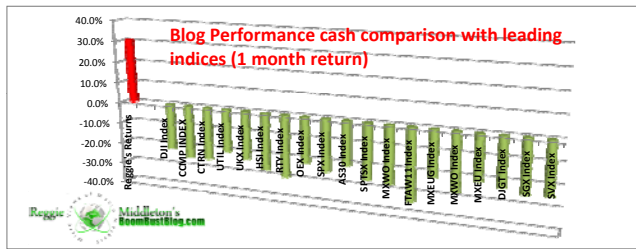
Disclaimer

Reggie Middleton, LLC's Boom Bust Blog analysis and conclusions in this presentation are based on publicly available information. Reggie Middleton, LLC recognizes that there may be confidential information in the possession of the Companies discussed in the presentation that could lead these Companies to disagree with Reggie Middleton LLC's conclusions. The analyses provided may include certain statements, estimates and projections prepared with respect to, among other things, the historical and anticipated operating performance of the Companies. Such statements, estimates, and projections reflect various assumptions by Reggie Middleton, LLC concerning anticipated results that are inherently subject to significant economic, competitive, and other uncertainties and contingencies and have been included solely for illustrative purposes. No representations, express or implied, are made as to the accuracy or completeness of such statements, estimates or projections or with respect to any other materials herein.

Actual results may (and may have) vary (varied) materially from the estimates and projected results contained herein. Reggie Middleton, LLC and its affiliates may own investments that are bullish or bearish on the subject entity (entities) in this material. These investments may include credit-default swaps, equity put or call options, warrants and short sales of common stock. Reggie Middleton, LLC is in the business of trading - buying and selling - public and private securities. It is possible that there will be developments in the future that cause Reggie Middleton, LLC to change its position regarding the Companies and possibly increase, reduce, dispose of, or change the form of its investment in the Companies.

This information and work is copyrighted.

Use the "zoom" item in the "view" menu to control the size of the text.



Use the "zoom" item in the "view" menu to control the size of the text.

Who has issued the best guidance during these turbulent times?

Stock	BoomBustBlog's Holding period return (short, margin account)	Reggie's HPR without margin and commissions			Brokers (Holding period return)			
		1 month	3 months	Since invested	Citibank	Goldman Sachs	JP Morgan	Morgan Stanley
len US Equity	143.4%	52.0%	36.0%	74.7%	-37.9%	69.5%	-93.7%	
hov US Equity	134.4%	53.8%	47.3%	47.3%	-65.2%	70.2%	-62.4%	
phm US Equity	98.4%	46.1%	26.5%	52.2%	-35.0%	-44.6%	-44.2%	
ctx US Equity	131.8%	43.5%	30.6%	68.9%	-39.2%	-65.1%	63.2%	
dhom US Equity	130.6%	0.0%	0.0%	68.3%	No coverage			
bzh US Equity	150.3%	58.2%	50.3%	78.1%		-70.9%	80.0%	
rdn US Equity	164.2%	44.7%	-32.0%	85.2%	No coverage			
mtg US Equity	176.2%	65.4%	50.8%	91.1%			-65.4%	
dhi US Equity	127.5%	61.1%	52.5%	66.7%	98.7%	-61.4%	-65.4%	
tol US Equity	25.1%	24.9%	4.3%	15.5%	-10.6%	-9.3%	-11.7%	
bsc US Equity	182.7%	33.2%		94.3%	No coverage			
clc US Equity	151.2%	0.0%	0.0%	78.5%	No coverage			
mbi US Equity	172.4%	45.6%	-24.0%	89.1%		37.4%	-79.6%	
abk US Equity	187.3%	26.8%	-0.9%	96.6%	4.7%		-90.9%	
wm US Equity	193.7%			99.8%		99.5%		
ryl US Equity	62.6%	37.3%	26.0%	33.8%	-26.5%	-28.3%	-56.1%	
ms US Equity	123.6%	27.1%	51.5%	63.9%	-71.2%	-70.1%	-70.6%	
gpp US Equity	179.2%	82.3%	90.4%	91.7%	56.5%	-94.6%	-93.7%	
bac US Equity	78.9%	30.5%	24.9%	41.4%	-52.9%	-29.5%	-54.6%	-55.5%
kbb US Equity	84.4%	34.9%	20.8%	44.1%	-25.4%	-47.3%	-70.5%	
lehmq US Equity	196.3%			99.8%		-99.9%		
ago US Equity	103.8%	42.8%	10.4%	53.8%	0.0%	-57.8%	-46.0%	
key US Equity	109.1%	24.0%	10.0%	56.3%	-69.9%	-59.8%		47.7%
ffhs US Equity	58.5%	10.8%	10.1%	31.0%	No coverage			
c US Equity	90.6%	30.9%	31.2%	47.0%		6.6%	-63.5%	-7.1%
wfc US Equity	-1.1%	8.6%	-7.5%	1.1%	4.7%		-15.2%	-9.3%
gs US Equity	74.2%	18.4%	39.8%	38.8%	-46.8%		-44.3%	-37.9%
mer US Equity	132.2%	33.8%	39.7%	67.8%	-72.3%	-67.8%	-76.4%	-44.8%
wb US Equity	163.4%	58.3%	63.3%	83.4%	No coverage			
kfn US Equity	-72.8%	33.2%		-34.9%	-81.2%		-73.4%	
jef US Equity	147.8%	60.5%	68.0%	75.4%		-45.4%		
pnc US Equity	53.4%	43.4%	32.2%	27.8%	-80.9%	-80.6%		-83.6%
bpop US Equity	33.9%	21.9%	16.3%	18.0%	No coverage			
sti US Equity	89.2%	33.1%	9.3%	45.7%	-27.1%	-43.9%	-51.1%	-48.3%
snv US Equity	65.8%	28.1%	7.8%	34.0%	-28.1%		-31.3%	20.7%
mi US Equity	57.3%	20.2%	7.0%	29.7%	-28.6%	28.9%	57.4%	-28.7%
asbc US Equity	57.6%	22.7%	-10.1%	29.9%				-46.8%
fcfr US Equity	62.0%	13.4%	-15.1%	32.1%	No coverage			
mtb US Equity	-1.0%			0.6%	-60.3%	-48.3%	-50.5%	-66.5%
hban US Equity	33.1%	16.2%	-8.1%	17.6%	10.6%	-10.9%	-27.3%	-38.2%
bbt US Equity	15.4%	9.5%	-21.0%	8.8%	10.6%	-10.9%	-27.3%	-38.2%
jpm US Equity	17.2%	21.6%	-10.6%	9.7%	-18.9%	-11.2%		-19.5%
usb US Equity	22.0%	6.5%	3.3%	12.1%	13.4%	-15.6%	-17.0%	-20.4%
cof US Equity	25.3%	15.3%	1.2%	13.7%		-24.7%		
nara US Equity	51.8%	32.0%	10.0%	27.0%	No coverage			
sasr US Equity	54.9%	35.5%	10.1%	28.5%	No coverage			
hnbc US Equity	60.4%	19.3%	-16.6%	31.3%	No coverage			
cvbf US Equity	16.8%	24.0%	9.0%	9.5%	No coverage			
gbci US Equity	-8.0%	25.2%	1.1%	-2.9%	No coverage			
fhn US Equity	7.3%	22.0%	-2.4%	4.8%	-54.3%	46.5%	-43.5%	44.8%
ncc US Equity	-29.6%	11.2%	-15.2%	-13.7%	-88.1%	-83.5%	-89.5%	-53.9%
clc US Equity	16.6%	0.0%	0.0%	9.4%	No coverage			
rf US Equity	95.5%	24.8%	3.6%	48.9%	-24.8%	-58.7%	-59.0%	
zion US Equity	53.2%	21.0%	-15.6%	27.7%	-3.7%	-84.4%	-56.2%	-31.0%
tcbk US Equity	-15.5%	13.8%	-28.0%	-6.7%	No coverage			
ftib US Equity	84.0%	31.5%	16.7%	43.1%	-62.2%	-19.1%	67.6%	59.9%
sov US Equity	140.7%	67.7%	69.9%	71.4%	-76.0%			
ge US Equity	68.5%	23.5%	34.5%	35.1%	-51.8%	-55.0%	-55.0%	
axp US Equity	68.0%	34.6%	32.6%	34.7%		-44.4%	-47.2%	
hbc US Equity	42.7%	19.5%	21.5%	22.0%			28.2%	
nav US Equity	95.7%	50.9%	52.8%	48.3%			-47.8%	
wire US Equity	33.4%	16.9%	18.3%	17.2%	No coverage			
sfd US Equity	70.2%	19.7%	36.5%	35.3%			-45.3%	-14.4%
Reggie's Returns	81.6%	30.6%	16.7%	42.4%	-30.6%	-33.0%	-40.2%	-22.4%
DJI Index		-21.5%	-26.8%	-36.7%				
CCMP INDEX		-25.0%	-30.5%	-38.6%				
CTRN Index		-24.7%	-32.2%	-40.9%				
UTIL Index		-20.1%	-28.3%	-29.5%				
UKX Index		-22.7%	-27.2%	-36.7%				
HSI Index		-27.1%	-40.5%	-36.3%				
RTY Index		-29.2%	-30.2%	-37.3%				
OEX Index		-21.6%	-27.4%	-38.0%				
SPX Index		-24.5%	-30.1%	-39.8%				
AS30 Index		-20.5%	-23.7%	-37.2%				
SPTSX Index		-26.3%	-31.6%	-31.3%				
MXWO Index		-27.2%	-34.3%	-41.5%				
FTAW11 Index		-33.8%	-42.7%	-48.1%				
MXEUG Index		-21.5%	-26.8%	-41.5%				
MXWO Index		-27.2%	-34.3%	-41.5%				
MXEU Index		-21.3%	-26.6%	-42.1%				
DJGT Index		-22.9%	-29.7%	-39.8%				
SGX Index		-24.7%	-30.2%	-36.8%				
SVX Index		-24.4%	-29.9%	-42.7%				

	Cash	Margin account (most realistic, since shorts often recommended)
Reggie's returns	42.4%	81.6%
Citi	-30.6%	
GS	-33.0%	
MS	-22.4%	
JPM	-40.2%	

Use the "zoom" item in the "view" menu to control the size of the text.

	Current date	Price data					Sources of funds					Commission and charges					Return on investment					
		Blog post date	Holding period (in months)	Price on day on blog	Current price	1 month ago	3 months ago	Own funds (\$)	Amount Borrowed (\$)	Total Investment (\$)	No of shares purchased	Initial margin	Maintenance margin	Interest rate on borrowings	Commission	Interest and commission	Capital gains	Dividend	Net Profit (loss)	Ending Investment value	Holding period return	Margin Call
len US Equity	1-Sep-07	14.0	28.00	7.09	14.8	11.1	1,000	1,000	2,000	71.4	50%	30%	5%	0.75	59.1	1,494	0	1,434	2,434	143.45%	32.31	2.0
hon US Equity	1-Sep-07	14.0	12.60	3.76	8.1	7.1	1,000	1,000	2,000	137.1	50%	30%	5%	0.75	59.1	1,403	0	1,343	2,343	134.3%	14.54	2.0
plm US Equity	1-Sep-07	14.0	16.95	8.11	15.1	11.0	1,000	1,000	2,000	118.0	50%	30%	5%	0.75	59.1	1,043	0	984	1,984	98.4%	19.56	2.0
ctx US Equity	1-Sep-07	14.0	29.12	9.07	16.0	13.1	1,000	1,000	2,000	68.7	50%	30%	5%	0.75	59.1	1,377	0	1,318	2,318	131.8%	33.60	2.0
dthm US Equity	1-Sep-07	14.0	2.08	0.66	0.7	0.7	1,000	1,000	2,000	961.5	50%	30%	5%	0.75	59.1	1,365	0	1,306	2,306	130.6%	2.40	2.0
bah US Equity	1-Sep-07	14.0	11.20	2.47	5.9	5.0	1,000	1,000	2,000	177.1	50%	30%	5%	0.75	59.1	1,562	0	1,503	2,503	150.3%	13.03	2.0
rdn US Equity	1-Sep-07	14.0	18.11	2.68	4.9	2.0	1,000	1,000	2,000	110.4	50%	30%	5%	0.75	59.1	1,704	0	1,645	2,645	164.5%	20.90	2.0
mtg US Equity	1-Sep-07	14.0	30.34	2.71	7.8	5.5	1,000	1,000	2,000	65.9	50%	30%	5%	0.75	59.1	1,821	0	1,762	2,762	176.2%	35.01	2.0
dth US Equity	1-Sep-07	14.0	15.41	5.13	13.2	10.8	1,000	1,000	2,000	129.8	50%	30%	5%	0.75	59.1	1,334	0	1,275	2,275	127.5%	17.78	2.0
tdl US Equity	1-Sep-07	14.0	21.84	16.45	24.6	19.3	1,000	1,000	2,000	91.6	50%	30%	5%	0.75	59.1	1,310	0	1,251	2,251	125.1%	25.20	2.0
lsc US Equity	1-Sep-07	14.0	114.13	1.49	9.7	0.0	1,000	1,000	2,000	17.5	50%	30%	5%	0.75	59.1	1,886	0	1,827	2,827	182.7%	131.69	2.0
cfc US Equity	1-Sep-07	14.0	19.81	4.25	4.3	4.3	1,000	1,000	2,000	101.0	50%	30%	5%	0.75	59.1	1,571	0	1,512	2,512	151.2%	22.86	2.0
mtb US Equity	3-Sep-07	14.0	61.82	6.72	12.4	5.4	1,000	1,000	2,000	32.3	50%	30%	5%	0.75	59.1	1,783	0	1,724	2,724	172.4%	71.45	2.0
abk US Equity	3-Sep-07	14.0	64.40	2.21	3.0	0.2	1,000	1,000	2,000	70.9	50%	30%	5%	0.75	59.1	1,932	0	1,873	2,873	187.3%	74.57	2.0
WAMMIQ US Equity	8-Sep-07	14.0	34.74	0.07	2.3	4.0	1,000	1,000	2,000	57.6	50%	30%	5%	0.75	59.1	1,996	0	1,937	2,937	193.7%	40.08	2.0
ryl US Equity	16-Oct-07	10.0	23.96	16.85	25.3	21.4	1,000	1,000	2,000	83.5	50%	30%	5%	0.75	50.8	677	0	626	1,626	162.6%	27.65	2.0
ms US Equity	19-Dec-07	10.0	50.08	18.08	24.8	27.2	1,000	1,000	2,000	39.9	50%	30%	5%	0.75	42.4	1,278	0	1,236	2,236	123.6%	57.78	2.0
ggg US Equity	8-Jan-08	10.0	33.90	2.80	15.8	29.2	1,000	1,000	2,000	59.0	50%	30%	5%	0.75	42.4	1,815	0	1,792	2,792	179.2%	39.12	2.0
bac US Equity	14-Jan-08	9.0	39.22	20.50	33.1	30.6	1,000	1,000	2,000	51.0	50%	30%	5%	0.75	38.3	837	0	789	1,789	178.9%	45.29	2.0
kbl US Equity	25-Jan-08	9.0	23.65	13.22	20.3	16.7	1,000	1,000	2,000	84.6	50%	30%	5%	0.75	38.3	882	0	844	1,844	184.4%	27.29	2.0
lehmq US Equity	19-Feb-08	8.0	53.57	0.08	0.2	18.5	1,000	1,000	2,000	37.3	50%	30%	5%	0.75	34.1	1,997	0	1,963	2,963	196.3%	61.81	2.0
ago US Equity	8-Feb-08	9.0	21.57	9.96	17.4	11.1	1,000	1,000	2,000	92.7	50%	30%	5%	0.75	38.3	1,076	0	1,038	2,038	103.8%	24.89	2.0
key US Equity	21-Feb-08	8.0	29.03	10.97	13.3	11.2	1,000	1,000	2,000	65.8	50%	30%	5%	0.75	34.1	1,235	0	1,196	2,196	119.6%	36.16	2.0
ftts US Equity	25-Feb-08	8.0	8.40	5.80	6.5	6.5	1,000	1,000	2,000	238.1	50%	30%	5%	0.75	34.1	619	0	585	1,585	158.5%	9.69	2.0
ms US Equity	25-Feb-08	8.0	45.28	18.08	24.8	27.2	1,000	1,000	2,000	44.2	50%	30%	5%	0.75	34.1	1,201	0	1,167	2,167	116.7%	52.25	2.0
c US Equity	25-Feb-08	8.0	24.74	13.11	19.0	19.0	1,000	1,000	2,000	80.8	50%	30%	5%	0.75	34.1	940	0	906	1,906	190.6%	28.55	2.0
wf US Equity	25-Feb-08	8.0	31.69	31.33	34.3	29.2	1,000	1,000	2,000	61.1	50%	30%	5%	0.75	34.1	23	0	111	109	11.1%	26.57	2.0
gs US Equity	25-Feb-08	8.0	177.36	108.58	133.0	180.3	1,000	1,000	2,000	11.3	50%	30%	5%	0.75	34.1	776	0	742	1,742	174.2%	204.65	2.0
mer US Equity	25-Feb-08	8.0	54.42	17.51	25.0	29.0	1,000	1,000	2,000	36.8	50%	30%	5%	0.75	34.1	1,356	0	1,322	2,322	132.2%	62.79	2.0
wb US Equity	25-Feb-08	8.0	34.72	5.76	13.8	15.7	1,000	1,000	2,000	57.6	50%	30%	5%	0.75	34.1	1,668	0	1,634	2,634	163.4%	40.06	2.0
bac US Equity	27-Mar-08	7.0	4.81	1.49	9.7	10.2	1,000	1,000	2,000	451.8	50%	30%	5%	0.75	29.9	1,099	0	1,070	2,070	107.0%	5.55	2.0
kfn US Equity	2-Apr-08	7.0	12.71	3.13	7.9	9.8	1,000	1,000	2,000	157.4	50%	30%	5%	0.75	28.9	1,507	0	1,478	2,478	147.8%	14.67	2.0
jef US Equity	15-May-08	5.0	17.15	12.39	21.9	18.3	1,000	1,000	2,000	116.6	50%	30%	5%	0.75	21.6	555	0	534	1,534	153.4%	19.79	2.0
prc US Equity	22-May-08	5.0	69.39	56.88	72.8	67.9	1,000	1,000	2,000	28.8	50%	30%	5%	0.75	21.6	361	0	339	1,339	133.9%	80.07	2.0
bpqj US Equity	22-May-08	5.0	11.82	6.26	8.4	6.9	1,000	1,000	2,000	173.6	50%	30%	5%	0.75	21.6	813	0	800	1,800	180.0%	33.29	2.0
st US Equity	22-May-08	5.0	54.85	36.20	50.3	39.3	1,000	1,000	2,000	36.5	50%	30%	5%	0.75	21.6	580	0	558	1,558	155.8%	63.29	2.0
snv US Equity	22-May-08	5.0	12.32	8.66	10.9	9.3	1,000	1,000	2,000	163.3	50%	30%	5%	0.75	21.6	594	0	573	1,573	157.3%	14.22	2.0
mi US Equity	22-May-08	5.0	23.59	16.54	21.4	15.0	1,000	1,000	2,000	84.8	50%	30%	5%	0.75	21.6	598	0	576	1,576	157.6%	27.22	2.0
abk US Equity	22-May-08	5.0	28.29	16.21	22.2	16.7	1,000	1,000	2,000	70.7	50%	30%	5%	0.75	21.6	442	0	420	1,420	142.0%	32.04	2.0
fctr US Equity	22-May-08	5.0	30.20	30.02	0.0	0.0	1,000	1,000	2,000	66.2	50%	30%	5%	0.75	21.6	12	0	(10)	99	-0.97%	34.85	2.0
mtb US Equity	22-May-08	5.0	89.89	74.04	88.4	68.5	1,000	1,000	2,000	22.2	50%	30%	5%	0.75	21.6	353	0	331	1,331	133.1%	103.72	2.0
hban US Equity	22-May-08	5.0	9.23	8.42	9.3	7.0	1,000	1,000	2,000	216.7	50%	30%	5%	0.75	21.6	176	0	154	1,154	115.4%	10.65	2.0
bb US Equity	22-May-08	5.0	38.44	30.21	38.9	27.2	1,000	1,000	2,000	59.8	50%	30%	5%	0.75	21.6	193	0	172	1,172	117.2%	38.58	2.0
jpm US Equity	22-May-08	5.0	43.05	37.85	40.5	38.1	1,000	1,000	2,000	46.5	50%	30%	5%	0.75	21.6	242	0	220	1,220	122.0%	49.67	2.0
usb US Equity	22-May-08	5.0	33.24	28.68	33.9	29.0	1,000	1,000	2,000	60.2	50%	30%	5%	0.75	21.6	274	0	253	1,253	125.3%	38.35	2.0
cof US Equity	22-May-08	5.0	48.92	35.71	52.5	39.7	1,000	1,000	2,000	40.9	50%	30%	5%	0.75	21.6	540	0	518	1,518	151.8%	56.45	2.0
nara US Equity	22-May-08	5.0	12.44	8.89	13.8	9.9	1,000	1,000	2,000	160.8	50%	30%	5%	0.75	21.6	571	0	549	1,549	154.9%	14.35	2.0
saur US Equity	22-May-08	5.0	26.71	18.36	22.8	15.8	1,000	1,000	2,000	74.9	50%	30%	5%	0.75	21.6	825	0	804	1,804	180.4%	30.82	2.0
hrbc US Equity	22-May-08	5.0	13.52	12.24	16.1	13.5	1,000	1,000	2,000	147.9	50%	30%	5%	0.75	21.6	189	0	168	1,168	116.8%	15.60	2.0
cvbr US Equity	22-May-08	5.0	10.28	10.58	14.2	10.7	1,000	1,000	2,000	194.6	50%	30%	5%	0.75	21.6	158	0	(80)	920	-7.99%	11.86	2.0
gbc US Equity	22-May-08	5.0	20.21	19.25	24.7	18.8	1,000	1,000	2,000	99.0	50%	30%	5%	0.75	21.6	95	0	73	1,073	7.34%	23.32	2.0
ftn US Equity	22-May-08	5.0	9.34	10.51	11.8	9.1	1,000	1,000	2,000	216.5	50%	30%	5%	0.75	21.6	679	0	656	1,656	165.6%	10.66	2.0
WAMMIQ US Equity	22-May-08	5.0	5.81	0.07	2.3	4.0	1,000	1,000	2,000	344.2	50%	30%	5%	0.75	21.6	1,975	0	1,954	2,954	195.4%	6.70	2.0
cfc US Equity	22-May-08	5.0	4.69	4.25	4.3	4.3	1,000	1,000	2,000	426.4	50%	30%	5%	0.75	21.6	188	0	166	1,166	116.6%	5.41	2.0
rf US Equity	22-May-08	5.0	19.14	9.79	13.0	10.2	1,000	1,000	2,000	104.5	50%	30%	5%	0.75	21.6	977	0	955	1,955	195.5%	22.08	2.0
zion US Equity	22-May-08	5.0	43.47	31.43	38.5	27.2	1,000	1,000	2,000	46.0	50%	30%	5%	0.75	21.6	554	0	532	1,532	153.2%	50.16	2.0
tcbk US Equity	22-May-08	5.0	15.92	16.98	19.7	13.3	1,000	1,000	2,000	125.6	50%	30%	5%	0.75	21.6	1139	0	(155)	845	-15.47%	18.37	2.0
ftb US Equity	22-May-08	5.0	19.88	11.32	16.5	13.6	1,000	1,000	2,000	100.6	50%	30%	5%	0.75	2							

Use the "zoom" item in the "view" menu to control the size of the text.

GGP US Equity 2.80

Citi	56.5%
GS	-94.6%
JPM	-93.7%

Recommendation	Date	Target Price	Price on Reco date	
Citigroup				
sell	4-Aug-08	24.0	26.2	90.7%
sell	30-Jul-08	26.0	30.1	-17.9%
hold	1-May-08	38.0	42.5	
hold	30-Apr-08	38.0	41.0	
hold	3-Mar-08	38.0	35.3	
hold	13-Feb-08	38.0	36.7	
Goldman Sachs				
not rated	3-Oct-08		9.7	-94.6%
neutral/cautious	1-Aug-08	25.0	27.0	
neutral/cautious	18-Jul-08	28.0	30.1	
neutral/cautious	25-Mar-08	32.0	41.0	
neutral/cautious	11-Mar-08	29.0	35.1	
Buy/Cautious	13-Feb-08	35.0	36.7	
Buy/Cautious	10-Jan-08	34.0	33.5	
Buy/Cautious	27-Nov-07	47.0	44.1	
neutral/neutral	2-Nov-07	56.0	51.6	
JPM				
neutral	31-Mar-08		27.41	-93.7%
neutral	8-Aug-06		44.19	

Use the "zoom" item in the "view" menu to control the size of the text.

LEN US Equity

Recommendation	Date	Target Price	Price on Reco date	Holding period return since 1st recommendation (without margin)
----------------	------	--------------	--------------------	---

Current Price **7.09**

Citi	-37.9%
GS	69.5%
JPM	-82.4%
MS	No coverage

Citigroup

hold	25-Sep-08	14.50	14.99	-37.9%
hold	12-Aug-08	14.50	11.42	

Goldman Sachs

Sell/Neutral	24-Sep-08	11.00	14.77	69.5%
Sell/Neutral	1-Jul-08	12.00	11.83	
Sell/Neutral	25-Feb-08	16.00	18.78	
Sell/Neutral	24-Oct-07	19.00	22.58	
Sell/Neutral	25-Sep-07	22.00	23.22	

JPM

neutral	24-Jun-08		14.72	-82.4%
neutral	3-Feb-07		16.74	
neutral	25-Sep-07		23.22	
neutral	21-Jun-07		40.29	

Use the "zoom" item in the "view" menu to control the size of the text.

MS US Equity 19.33

Holding period return	
Citi	-71%
GS	-70%
JPM	-71%

Recommendation	Date	Target Price	Price on Reco date
Citigroup			
buy	14-Oct-08	30.0	21.9
hold	3-Oct-08	30.0	23.9
hold	15-Sep-08	45.0	32.2
buy	18-Jun-08	65.0	40.7
buy	19-May-08	70.0	46.2
buy	19-Mar-08	75.0	43.5
buy	19-Dec-07	75.0	50.1
buy	5-Dec-07	80.0	50.1
buy	8-Nov-07	85.0	53.7
buy	19-Sep-07	88.0	67.0
Goldman Sachs			
Buy/Neutral	15-Oct-08	35.0	18.1
Buy/Neutral	17-Sep-08	44.0	21.8
Buy/Neutral	26-Jun-08	50	36.83
buy/attractiv	19-Jun-08	50	40.19
buy/attractiv	8-Apr-08	57	47.62
Buy/Neutral	18-Mar-08	50	42.86
neutral/neutr	1-Feb-08	50	48.25
Buy/Neutral	10-Jan-08	50	48.41
Buy/Neutral	8-Nov-07	66	53.68
Buy/Neutral	25-Oct-07	82	62
Buy/Neutral	20-Sep-07	90	64.63
JPMorgan			
neutral	1-Oct-08		24.42
neutral	17-Sep-08		21.75
neutral	28-May-08		42.77
neutral	19-Dec-07		50.08
neutral	8-Nov-07		53.68
neutral	22-Mar-07		67.35
neutral	17-Nov-06		65.68

Use the "zoom" item in the "view" menu to control the size of the text.

PNC US Equity 57.40

Holding period return	
Citi	-80.9%
GS	-80.6%
MS	-83.6%

Citigroup

Recommendation	Date	Target Price	Price on Reco date
hold	17-Oct-08	65.0	57.9
hold	16-Oct-08	74.0	61.4
hold	14-Oct-08	74.0	63.0
hold	13-Oct-08	64.0	68.4
hold	18-Jul-08	64.0	65.0
hold	17-Jul-08	56.0	65.8
hold	10-Jul-08	56.0	55.9
hold	22-Apr-08	60.0	65.7
hold	17-Apr-08	60.0	66.2
hold	7-Apr-08	60.0	68.1
hold	27-Feb-08	60.0	63.6
hold	27-Jan-08	60.0	60.7
hold	21-Jan-08	60.0	57.4
hold	17-Jan-08	65.0	56.6
hold	14-Dec-07	65.0	64.8

Goldman Sachs

Buy/Neutral	0/17/08	72	57.94
Buy/Neutral	23-Jul-08	80	69.66
neutral/neutral	21-Jul-08	72	63.69
neutral/neutral	17-Jun-08	70	58.14
neutral/neutral	8-Apr-08	74	66.88
neutral/neutral	12-Feb-08	75	63.73

Morgan Stanley

Overwt/In-Line	11-Aug-08	70	73.11
Overwt/In-Line	25-Jul-08	61	67.83
Overwt/Cautious	17-Jul-08	61	65.75
Overwt/Cautious	10-Jul-08	61	55.91
Overwt/Cautious	28-Apr-08	72	69.57
Overwt/Cautious	17-Apr-08	68	66.15
Overwt/Cautious	10-Mar-08	68	58.29
Overwt/Cautious	1-Feb-08	68	66.42
Overwt/Cautious	17-Jan-08	75	56.63
Overwt/Cautious	24-Dec-07	75	66.52
Overwt/Cautious	31-Oct-07	76	72.16
Overwt/Attractiv	18-Oct-07	79	70.01
Overwt/Attractiv	3-Aug-07	79	64.09
Overwt/In-Line	25-Jul-07	79	68.42
Overwt/In-Line	26-Feb-07	81	75.66

Use the "zoom" item in the "view" menu to control the size of the text.

SFD US Equity #NAME? 13.58

Recommendation	Date	Target Price	Price on Reco date
-----------------------	-------------	---------------------	---------------------------

JPM	-45%
MS	-14%

JPM

neutral	9-Oct-08	13.18	-45.3%
neutral	5-Aug-08	24.83	

Morgan Stanley

Equalwt/Cautious	19-Oct-08	13.65	-32%
Equalwt/Cautious	3-Oct-08	15.91	
Equalwt/Attractive	26-Aug-08	21.91	
Equalwt/Attractive	1-Jul-08	17.45	
Equalwt/Attractive	30-Jun-08	19.88	25%
Underwt/Attractive	5-Jun-08	24.00	28.28
Underwt/Attractive	28-Feb-08	24.00	26.85
Underwt/Attractive	21-Feb-08	24.00	26.62

Middleton's
BoomerBlog.COM



Reggie

Use the "zoom" item in the "view" menu to control the size of the text.

WIRE US Equity #NAME? 15.49

Recommendation	Date	Target Price	Price on Reco date	Holding period return since 1st reccomendation (without margin)
Citi	No coverage			
GS	No coverage			
JPM	No coverage			
MS	No coverage			

Middleton's
BOOMBUSTBlog.COM



Reggie

Use the "zoom" item in the "view" menu to control the size of the text.

NAV US Equity #NAME? 28.59

Citi

GS

JPM

MS

-47.8%

Recommendation	Date	Target Price	Price on Reco date	Holding period return since 1st reccomendation (without margin)
JPM				
overweight	15-Oct-08	65.00	28.02	-47.8%
overweight	5-Sep-08	70.00	60.22	
neutral	7-Aug-08		54.15	
neutral	29-Jul-08		54.80	

Middleton
BOOMBUSTBLOG.COM



Reggie

Use the "zoom" item in the "view" menu to control the size of the text.

HBC US Equity #NAME? 64.20

Citi	
GS	
JPM	28%
MS	

Recommendation	Date	Target Price	Price on Reco date	Holding period return since 1st reccomendation (without margin)
JPM				
underweight	10-Mar-08		77.00	28.2%
underweight	12-Feb-07		89.41	

Middleton
BOOMBUSTBLOG.COM



Reggie

Use the "zoom" item in the "view" menu to control the size of the text.

AXP US Equity #NAME? 24.53

Citi	
GS	-44.4%
JPM	-47.2%
MS	

Recommendation	Date	Target Price	Price on Reco date	Holding period return since 1st recommendation (without margin)
GS				
neutral/cautious	21-Oct-08	28.00	26.39	-44.4%
Buy/Cautious	7-Oct-08	40.00	28.25	
Buy/Cautious	19-Aug-08	46.00	36.73	
Buy/Cautious	22-Jul-08	49.00	37.99	
Buy/Cautious	9-Jun-08	57.00	44.11	
JPM				
overweight	23-May-08		45.45	-47%
overweight	22-Oct-07		56.87	
overweight	13-Jul-07		62.83	
overweight	23-May-05		46.44	



Use the "zoom" item in the "view" menu to control the size of the text.

SOV US Equity #NAME? 2.51

Citi	-76.0%
GS	
JPM	
MS	

Recommendation	Date	Target Price	Price on Reco date	Holding period return since 1st recommendation (without margin)
Citi				
hold	14-Oct-08	11.00	3.45	-76.0%
hold	15-Aug-08	11.00	10.48	



Use the "zoom" item in the "view" menu to control the size of the text.

FITB US Equity #NAME? 11.32

Citi	-62.2%
GS	-19.1%
JPM	67.6%
MS	59.9%

Recommendation	Date	Target Price	Price on Reco date	Holding period return since 1st recommendation (without margin)
Citi				
buy	21-Oct-08	16.00	12.25	-62.2%
buy	14-Oct-08	16.00	13.21	
hold	13-Oct-08	11.00	10.87	
hold	29-Jul-08	14.00	14.18	
hold	22-Jul-08	11.00	14.95	
hold	19-Jun-08	11.00	9.75	
hold	23-Apr-08	24.00	19.90	
hold	22-Apr-08	24.00	20.93	
hold	9-Apr-08	24.00	21.64	
hold	27-Jan-08	24.00	24.49	
hold	22-Jan-08	25.00	23.53	
hold	24-Dec-07	25.00	27.02	
hold	14-Dec-07	25.00	26.60	
hold	23-Oct-07	33.00	29.98	
hold	19-Oct-07	38.00	29.97	
GS				
neutral/neutral	1-Aug-08	14.00	13.99	-19.1%
not rated	18-Jun-08		9.26	
not rated	12-Feb-08		26.05	
JPM				
underweight	1-Oct-08		13.82	68%
underweight	18-Jun-08		9.26	
underweight	14-May-08		20.95	
underweight	23-Apr-08		19.90	
underweight	21-Dec-07		27.06	
underweight	8-Oct-07		34.95	
Morgan Stanley				
Equalwt/In-Line	8-Aug-08	18.00	15.68	-4.4%
Equalwt/In-Line	25-Jul-08	13.00	13.72	
Equalwt/Cautious	10-Jul-08	13.00	11.84	67.2%
Underwt/Cautious	22-Apr-08	21.00	20.93	
Underwt/Cautious	1-Feb-08	21.00	28.06	
Underwt/Cautious	22-Jan-08	25.00	23.53	
Underwt/Cautious	24-Dec-07	25.00	27.02	
Underwt/Cautious	19-Dec-07	25.00	25.53	
Underwt/Cautious	31-Oct-07	25.00	31.28	
Underwt/Attractive	19-Oct-07	39.00	29.97	
Underwt/Attractive	3-Aug-07	39.00	36.09	

Use the "zoom" item in the "view" menu to control the size of the text.

tcbk US Equity #NAME? 16.98

Citi	No coverage
GS	No coverage
JPM	No coverage
MS	No coverage

Recommendation	Date	Target Price	Price on Reco date	Holding period return since 1st recommendation (without margin)
-----------------------	-------------	---------------------	---------------------------	--

Reggie



Middleton
BOOMBUSTBLOG.COM

Use the "zoom" item in the "view" menu to control the size of the text.

ZION US Equity #NAME? 31.43

Citi	-3.7%
GS	-84.4%
JPM	-56.2%
MS	-31%

Recommendation	Date	Target Price	Price on Reco date	Holding period return since 1st recommendation (without margin)
Citi				
buy	17-Oct-08	44.00	36.31	-3.7%
buy	14-Oct-08	48.00	39.77	
hold	23-Sep-08	47.00	40.54	
hold	22-Sep-08	47.00	47.23	
buy	8-Sep-08	47.00	36.66	
buy	5-Aug-08	47.00	33.57	
buy	18-Jul-08	47.00	25.32	
buy	7-Jul-08	47.00	26.77	
buy	25-Jun-08	47.00	32.64	
GS				
Sell/Cautious	7-Aug-08	24.00	32.12	-59.3%
Sell/Cautious	6-Aug-08	24.00	34.36	
Sell/Cautious	14-Jul-08	21.00	19.73	-61.7%
neutral/cautious	17-Jun-08	39.00	33.37	
neutral/cautious	18-Apr-08	47.00	46.52	
neutral/cautious	8-Apr-08	52.00	45.48	
Buy/Cautious	25-Feb-08	63.00	51.31	
Buy/Neutral	12-Feb-08	63.00	51.46	
JPM				
neutral	17-Oct-08		36.31	-56.2%
overweight	12-Sep-08		37.48	
overweight	10-Sep-08		32.58	
overweight	7-Aug-08		32.12	
overweight	7-Jul-08		26.77	
overweight	3-Apr-08		48.41	
overweight	9-Jan-08		41.85	
overweight	3-Dec-07		54.31	
overweight	19-Oct-07		61.33	
overweight	12-Oct-07		67.97	
overweight	2-Oct-07		70.71	
overweight	19-Sep-07		71.74	
Morgan Stanley				
Equalwt/In-Line	16-Oct-08	28.00	40.20	-31%
Equalwt/In-Line	25-Jul-08	28.00	27.06	
Equalwt/Cautious	21-Jul-08	28.00	26.15	
Equalwt/Cautious	17-Jul-08	31.00	27.51	
Equalwt/Cautious	2-Jul-08	31.00	31.62	
Equalwt/Cautious	31-Mar-08	41.00	45.55	

Use the "zoom" item in the "view" menu to control the size of the text.

RF US Equity #NAME? 9.79

Citi	-24.8%
GS	-58.7%
JPM	-59.0%
MS	

Recommendation	Date	Target Price	Price on Reco date	Holding period return since 1st recommendation (without margin)
Citi				
buy	22-Oct-08	14.00	10.73	-28.6%
buy	21-Oct-08	14.00	11.29	
buy	14-Oct-08	14.00	11.37	17.1%
sell	23-Sep-08	11.00	13.72	-32.4%
hold	25-Aug-08	11.00	8.18	
hold	22-Jul-08	11.00	11.40	
hold	10-Jul-08	11.00	9.48	
hold	16-Apr-08	21.00	20.30	14.3%
sell	6-Feb-08	21.00	23.69	16.5%
hold	23-Jan-08	21.00	21.84	
hold	22-Jan-08	21.00	20.13	
hold	15-Jan-08	21.00	20.34	
GS				
neutral/neutral	22-Jul-08	14.00	11.40	-58.7%
neutral/neutral	16-Apr-08	22.00	20.30	
neutral/neutral	8-Apr-08	24.00	20.52	
neutral/neutral	12-Feb-08	27.00	23.71	
JPM				
neutral	2-Sep-08		11.05	-59%
neutral	7-Jul-08		9.64	
neutral	3-Apr-08		21.81	
neutral	9-Jan-08		19.58	
neutral	17-Dec-07		23.89	

JPM

Use the "zoom" item in the "view" menu to control the size of the text.

WAMUQ US Equity #NAME? 0.072

Citi	
GS	52.2%
JPM	
MS	

Recommendation	Date	Target Price	Price on Reco date	Holding period return since 1st reccomendation (without margin)
GS				
dropped coverage	22-Oct-08		0.03	
not rated	21-Oct-08		2.99	52.2%
neutral/cautious	14-Oct-08	4.00	2.73	
Sell/Cautious	23-Sep-08	5.00	4.43	
Sell/Cautious	25-Aug-08	5.00	3.95	
Sell/Cautious	22-Jul-08	6.50	6.22	
Sell/Cautious	10-Jul-08	9.00	6.25	

Middleton BoomBustBlog.com



Reggie

Use the "zoom" item in the "view" menu to control the size of the text.

NCC US Equity #NAME? 2.75

Citi	-88%
GS	-83%
JPM	-89%
MS	-54%

Recommendation	Date	Target Price	Price on Reco date	Holding period return since 1st recommendation (without margin)
Citi				
buy	22-Oct-08	7.00	2.81	-88.1%
buy	21-Oct-08	7.00	2.99	
buy	26-Sep-08	7.00	3.71	
buy	25-Jul-08	7.00	5.10	
buy	24-Jul-08	7.00	4.67	
buy	18-May-08	7.00	5.58	
hold	22-Apr-08	7.00	6.26	
hold	2-Apr-08	11.00	9.22	
hold	28-Jan-08	15.00	16.85	
hold	21-Dec-07	15.00	17.38	
hold	14-Dec-07	15.00	16.62	
hold	25-Oct-07	25.00	23.59	
hold	24-Oct-07	28.00	23.02	
GS				
Buy/Neutral	22-Sep-08	7.00	5.07	-83.5%
neutral/neutral	25-Jul-08	5.00	5.10	
not rated	1-Apr-08		9.99	
neutral/neutral	19-Mar-08	10.00	9.48	
neutral/neutral	12-Feb-08	18.00	16.62	
JPM				
neutral	22-Apr-08		6.26	-89.5%
neutral	25-Jan-08		16.36	
neutral	11-Jan-08		15.22	
neutral	8-Oct-07		26.15	
Morgan Stanley				
Equalwt/In-Line	25-Jul-08	5.00	5.10	-71.9%
Equalwt/Cautious	23-Apr-08	5.00	5.96	
Equalwt/Cautious	20-Apr-08	10.00	8.33	64.0%
Equalwt/Cautious	3-Apr-08	10.00	9.79	
Underwt/Cautious	1-Feb-08	10.00	17.98	
Underwt/Cautious	22-Jan-08	13.00	15.29	
Underwt/Cautious	24-Dec-07	13.00	17.39	
Underwt/Cautious	17-Dec-07	16.00	16.51	
Underwt/Cautious	31-Oct-07	16.00	24.25	
Underwt/Attractive	24-Oct-07	32.00	23.02	
Underwt/Attractive	3-Aug-07	32.00	27.22	

Use the "zoom" item in the "view" menu to control the size of the text.

FHN US Equity #NAME? 10.51

Citi	-54.3%
GS	46.5%
JPM	-43.5%
MS	44.8%

Recommendation	Date	Target Price	Price on Reco date	Holding period return since 1st recommendation (without margin)	
Citi					
buy	19-Oct-08	14.00	11.54	-54.3%	
buy	17-Oct-08	14.00	11.54		
buy	14-Oct-08	14.00	11.25		
hold	14-Aug-08	11.29	10.76		
hold	16-Jul-08	8.73	7.28		
hold	15-Jul-08	13.58	5.72		
hold	24-Apr-08	13.58	11.32		
hold	9-Apr-08	13.58	12.77		
hold	21-Jan-08	15.52	15.57		
hold	17-Jan-08	19.41	15.99		
hold	21-Dec-07	19.41	19.20		
hold	14-Dec-07	19.41	18.79		
buy	19-Oct-07	28.14	23.52		
hold	18-Oct-07	31.05	22.99		
GS					
Buy/Cautious	29-Sep-08	12.50	7.25	2.1%	
Buy/Cautious	10-Sep-08	12.13	10.82		
Buy/Cautious	23-Jul-08	12.13	10.29	43.5%	
neutral/cautious	16-Jul-08	7.28	7.28		
Sell/Cautious	17-Jun-08	8.25	7.86		
Sell/Cautious	17-Apr-08	11.64	12.26		
Sell/Cautious	8-Apr-08	13.58	13.42		
Sell/Cautious	25-Feb-08	14.55	18.70		
Sell/Neutral	12-Feb-08	14.55	18.20		
JPM					
neutral	5-Sep-08		11.27		-43.5%
neutral	3-Apr-08		14.22		
neutral	20-Mar-08		16.66		
overweight	31-Jan-08		21.02		
overweight	9-Jan-08		16.00		
overweight	17-Dec-07		18.59		
Morgan Stanley					
Equalwt/In-Line	17-Oct-08	10.67	11.54	15.2%	
Equalwt/In-Line	11-Sep-08	10.67	10.91		
Equalwt/In-Line	5-Sep-08	10.67	11.27	25.6%	
Equalwt/In-Line	2-Sep-08	10.67	11.34		
Equalwt/In-Line	24-Jul-08	10.67	9.12		
Underwt/Cautious	15-Jul-08	6.79	5.72		
Underwt/Cautious	2-Jul-08	6.79	7.44		
Underwt/Cautious	7-May-08	9.70	10.58		
Underwt/Cautious	17-Apr-08	10.67	12.26		

Use the "zoom" item in the "view" menu to control the size of the text.

GBCI US Equity #NAME? 19.25 No coverage

Citi
GS
JPM
MS

CVBF US Equity #NAME? 10.58 No coverage

Citi
GS
JPM
MS

HNBC US Equity #NAME? 12.24 No coverage

Citi
GS
JPM
MS

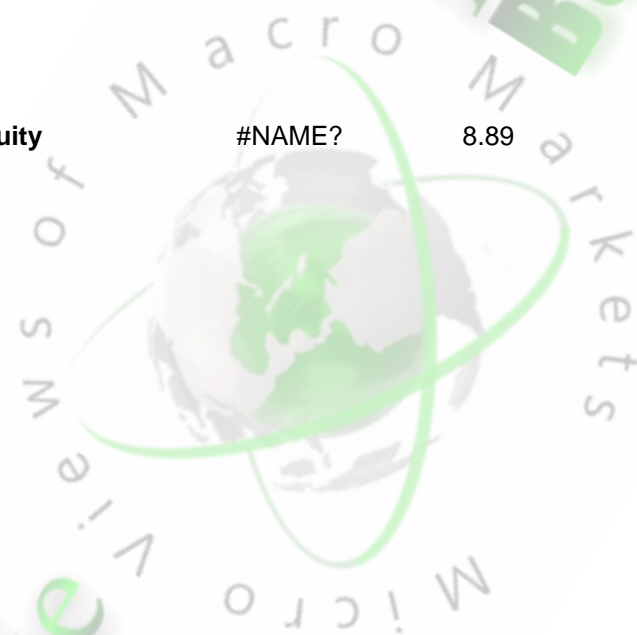
SASR US Equity #NAME? 18.36 No coverage

Citi
GS
JPM
MS

NARA US Equity #NAME? 8.89

Citi
GS
JPM
MS

Middleton's
BOOMBUSTBLOG.COM



Reggie

Use the "zoom" item in the "view" menu to control the size of the text.

COF US Equity #NAME? 35.71

Citi	
GS	-24.7%
JPM	
MS	

Recommendation	Date	Target Price	Price on Reco date	Holding period return since 1st reccomendation (without margin)
Goldman				
Buy/Neutral	17-Oct-08	52.00	39.92	-24.7%
Buy/Neutral	16-Jun-08	56.00	45.64	
Buy/Neutral	18-Apr-08	60.00	47.21	
Buy/Neutral	12-Feb-08	62.00	47.45	

Middleton
BOOMBUSTBLOG.COM



Reggie

Use the "zoom" item in the "view" menu to control the size of the text.

USB US Equity #NAME? 28.68

Citi	13%
GS	-16%
JPM	-17%
MS	-20%

Recommendation	Date	Target Price	Price on Reco date	Holding period return since 1st recommendation (without margin)	
Citi					
hold	21-Oct-08	32.00	30.20	12%	
hold	14-Oct-08	32.00	31.46		
sell	16-Jul-08	23.00	26.74		
sell	15-Jul-08	24.00	22.70		
sell	10-Jul-08	24.00	26.22		
sell	15-Apr-08	29.00	32.21		
sell	4-Apr-08	29.00	33.20		
sell	16-Jan-08	29.00	31.04		
sell	15-Jan-08	29.00	30.42		
sell	21-Dec-07	29.00	32.28		
sell	14-Dec-07	29.00	32.68		1.0%
hold	17-Oct-07	35.00	32.60		
hold	16-Oct-07	36.00	32.35		
GS					
neutral/neutral	23-Jul-08	33.00	30.60	-16%	
Buy/Neutral	16-Jul-08	33.00	26.74		
Buy/Neutral	17-Jun-08	37.00	30.67		
Buy/Neutral	1-Feb-08	38.00	34.00		
JPM					
neutral	14-May-08		34.30	-17%	
neutral	17-Jan-08		30.22		
neutral	18-Dec-07		31.62		
neutral	8-Oct-07		33.43		
neutral	7-Sep-07		31.46		
neutral	17-May-07		34.54		
Morgan Stanley					
Equalwt/In-Line	25-Jul-08	24.00	28.90	-20.4%	
Equalwt/Cautious	15-Jul-08	24.00	22.70		
Equalwt/Cautious	10-Jul-08	24.00	26.22		
Equalwt/Cautious	15-Apr-08	27.00	32.21		
Equalwt/Cautious	1-Feb-08	27.00	34.00		
Equalwt/Cautious	16-Jan-08	28.00	31.04		
Equalwt/Cautious	15-Jan-08	30.00	30.42		
Equalwt/Cautious	24-Dec-07	30.00	32.54		
Equalwt/Cautious	31-Oct-07	31.00	33.16		
Equalwt/Attractiv	3-Aug-07	38.00	29.26		
Equalwt/In-Line	2-May-07	38.00	34.50		
Equalwt/In-Line	12-Feb-07	39.00	36.02		

Use the "zoom" item in the "view" menu to control the size of the text.

JPM US Equity #NAME? 37.85

Citi	-19%
GS	-11%
JPM	
MS	-19%

Recommendation	Date	Target Price	Price on Reco date	Holding period return since 1st recommendation (without margin)
Citi				
hold	16-Oct-08	45.00	40.49	-19%
hold	15-Oct-08	45.00	38.49	
hold	14-Oct-08	45.00	40.71	
hold	13-Oct-08	40.00	41.99	
hold	26-Sep-08	40.00	48.24	
hold	14-Aug-08	40.00	37.81	
hold	12-Aug-08	40.00	37.92	
hold	1-Aug-08	40.00	40.76	
hold	20-Jul-08	40.00	40.02	
hold	17-Jul-08	38.00	40.80	
hold	10-Jul-08	38.00	34.51	
hold	7-May-08	50.00	46.57	
hold	16-Apr-08	41.00	44.96	
hold	17-Mar-08	41.00	40.31	
hold	12-Mar-08	41.00	38.61	
hold	27-Feb-08	44.00	44.41	
hold	5-Feb-08	44.00	43.89	
hold	17-Jan-08	44.00	40.04	
hold	16-Jan-08	46.00	41.43	
hold	14-Dec-07	46.00	45.20	
buy	13-Nov-07	57.00	45.05	
buy	18-Oct-07	57.00	45.90	
buy	17-Oct-07	57.00	46.37	
buy	11-Oct-07	57.00	46.66	
GS				
neutral/neutral	26-Jun-08	42.00	36.32	-11%
neutral/attractive	8-Apr-08	45.00	44.86	
neutral/neutral	1-Apr-08	45.00	47.00	
neutral/neutral	28-Feb-08	41.00	42.44	
neutral/neutral	10-Jan-08	41.00	41.33	
neutral/neutral	8-Nov-07	51.00	42.61	
MS				
Overwt/In-Line	15-Oct-08	42.00	38.49	-19%
Overwt/In-Line	26-Sep-08	42.00	48.24	
Overwt/In-Line	14-Sep-08	42.00	41.17	
Overwt/In-Line	18-Aug-08	42.00	36.74	
Overwt/In-Line	5-Aug-08	42.00	41.89	
Overwt/In-Line	1-Aug-08	42.00	40.76	
Overwt/In-Line	25-Jul-08	42.00	39.52	
Overwt/Cautious	17-Jul-08	42.00	40.80	
Overwt/Cautious	22-May-08	42.00	43.05	
Overwt/Cautious	29-Apr-08	43.00	47.08	
Overwt/Cautious	28-Apr-08	43.00	47.34	
Overwt/Cautious	16-Apr-08	40.00	44.96	
Overwt/Cautious	11-Apr-08	40.00	42.53	
Overwt/Cautious	19-Mar-08	37.00	42.47	
Overwt/Cautious	17-Mar-08	37.00	40.31	
Overwt/Cautious	14-Mar-08	37.00	36.54	
Overwt/Cautious	10-Mar-08	37.00	36.48	
Overwt/Cautious	2-Mar-08	39.00	40.65	
Overwt/Cautious	1-Feb-08	41.00	48.25	
Overwt/Cautious	16-Jan-08	48.00	41.43	
Overwt/Cautious	24-Dec-07	48.00	44.83	
Overwt/Cautious	31-Oct-07	50.00	47.00	

Use the "zoom" item in the "view" menu to control the size of the text.

BBT US Equity #NAME? 30.21

Citi	10.6%
GS	-10.9%
JPM	-27.3%
MS	-38.2%

Recommendation	Date	Target Price	Price on Reco date	Holding period return since 1st recommendation (without margin)
Citi				
buy	17-Oct-08	39.00	33.53	10.6%
buy	16-Oct-08	39.00	33.26	
buy	14-Oct-08	39.00	34.40	
hold	17-Sep-08	34.00	35.44	
buy	2-Sep-08	34.00	30.82	
buy	27-Aug-08	34.00	28.05	
buy	25-Aug-08	34.00	27.81	
hold	17-Jul-08	29.00	27.63	
hold	18-Apr-08	29.00	34.53	
hold	17-Apr-08	29.00	33.56	
hold	18-Jan-08	29.00	29.42	
hold	17-Jan-08	29.00	28.71	
hold	15-Jan-08	29.00	27.32	
GS				
neutral/neutral	17-Jun-08	29.00	26.28	-10.9%
neutral/neutral	8-Apr-08	37.00	33.63	
neutral/neutral	12-Feb-08	40.00	33.89	
JPM				
neutral	7-Jul-08		21.68	-27.3%
neutral	3-Apr-08		34.24	
neutral	18-Jan-08		29.42	
neutral	9-Jan-08		27.25	
neutral	0/02/07		41.66	
neutral	8-Jun-07		41.54	
MS				
Equalwt/In-Line	8-Aug-08	26.00	30.37	-28.3%
Equalwt/In-Line	25-Jul-08	20.00	26.94	
Equalwt/Cautious	17-Jul-08	20.00	27.63	
Equalwt/Cautious	10-Jul-08	20.00	22.53	
Equalwt/Cautious	28-Apr-08	30.00	35.65	
Equalwt/Cautious	1-Feb-08	28.00	36.80	
Equalwt/Cautious	24-Dec-07	32.00	32.30	
Equalwt/Cautious	31-Oct-07	39.00	36.97	
Equalwt/Attractive	5-Oct-07	47.00	42.13	
Underwt/Attractive	3-Aug-07	45.00	37.01	
-13.8%				

Use the "zoom" item in the "view" menu to control the size of the text.

HBAN US Equity #NAME? 8.42

Citi	45.9%
GS	32.6%
JPM	
MS	-57.3%

Recommendation	Date	Target Price	Price on Reco date	Holding period return since 1st recommendation (without margin)
Citi				
buy	17-Oct-08	11.00	9.25	45.9%
buy	16-Oct-08	11.00	9.48	
buy	14-Oct-08	11.00	10.13	
hold	10-Oct-08	7.00	7.39	
hold	18-Jul-08	7.00	7.03	
hold	17-Jul-08	7.00	7.98	
hold	24-Jun-08	7.00	5.77	
hold				
GS				
Sell/Cautious	17-Jun-08	6.00	6.10	32.6%
Sell/Cautious	17-Apr-08	10.50	10.04	
Sell/Cautious	8-Apr-08	12.00	11.05	
Sell/Cautious	25-Feb-08	14.00	13.11	
Sell/Neutral	12-Feb-08	14.00	12.49	
MS				
Equalwt/In-Line	24-Jul-08	8.00	6.96	-64.7%
Underwt/Cautious	17-Jul-08	7.00	7.98	
Underwt/Cautious	2-Jul-08	7.00	5.74	
Underwt/Cautious	19-Jun-08	8.00	5.14	
Underwt/Cautious	9-Jun-08	8.00	7.68	
Underwt/Cautious	31-Mar-08	9.00	10.75	

Use the "zoom" item in the "view" menu to control the size of the text.

MBT US Equity #NAME? 27.99

Citi	-60.3%
GS	-48.3%
JPM	-50.5%
MS	-66.5%

Recommendation	Date	Target Price	Price on Reco date	Holding period return since 1st recommendation (without margin)
Citi				
buy	18-Aug-08	100.00	69.73	-60.3%
buy	15-Aug-08	100.00	72.33	
buy	12-Aug-08	90.00	71.24	
buy	16-Apr-08	90.00	70.52	
GS				
neutral/attractive	22-Oct-08	58.00	31.32	-48.3%
Buy/Neutral	29-Sep-08	88.00	53.50	
Buy/Neutral	13-Aug-08	100.00	70.19	
Buy/Neutral	7-Aug-08	96.00	71.11	
Buy/Neutral	17-Apr-08	100.00	71.95	
Buy/Neutral	12-Feb-08	105.00	83.48	
Buy/Neutral	20-Nov-07	104.00	87.47	
Buy/Neutral	1-Nov-07	100.00	82.61	
Buy/Neutral	17-Sep-07	80.00	65.06	
Buy/Neutral	22-May-07	73.10	54.15	
JPM				
overweight	12-Aug-08		71.24	-50.5%
overweight	19-Dec-07	125.00	94.92	
overweight	19-Nov-07	116.00	88.45	
overweight	4-May-07	84.00	56.55	
Morgan Stanley				
Overwt/In-Line	13-Aug-08	100.00	70.19	-66.5%
Overwt/In-Line	21-May-08	100.00	89.08	
Overwt/In-Line	17-Apr-08	100.00	71.95	
Overwt/In-Line	1-Apr-08	100.00	79.10	
Overwt/In-Line	22-Feb-08	100.00	83.60	

Use the "zoom" item in the "view" menu to control the size of the text.

ASBC US Equity #NAME? 19.21

Citi	
GS	
JPM	
MS	-46.8%

Recommendation	Date	Target Price	Price on Reco date	Holding period return since 1st reccomendation (without margin)
Morgan Stanley				
Underwt/In-Line	16-Oct-08	16.00	20.03	-15.1%
Underwt/In-Line	31-Jul-08	16.00	16.69	
Underwt/In-Line	24-Jul-08	17.00	16.69	-37.4%
Equalwt/Cautious	21-Jul-08	18.00	17.15	
Equalwt/Cautious	14-Jul-08	20.00	15.26	
Equalwt/Cautious	2-Jul-08	20.00	18.93	
Equalwt/Cautious	9-Apr-08	24.00	26.65	

Middleton BoomBustBlog.com



Reggie

Use the "zoom" item in the "view" menu to control the size of the text.

MI US Equity #NAME? 16.54

Citi	-28.6%
GS	28.9%
JPM	57.4%
MS	-28.7%

Recommendation	Date	Target Price	Price on Reco date	Holding period return since 1st reccomendation (without margin)
Citi				
buy	16-Oct-08	20.00	19.72	-28.6%
buy	15-Oct-08	20.00	17.53	
buy	14-Oct-08	20.00	19.00	
hold	10-Oct-08	15.00	15.94	
hold	16-Jul-08	15.00	13.60	
hold	7-Jul-08	15.00	12.50	
hold	16-Apr-08	24.00	22.27	
hold	15-Apr-08	25.00	21.94	
hold	12-Mar-08	25.00	23.17	
GS				
Sell/Cautious	16-Oct-08	12.00	19.72	28.9%
Sell/Cautious	17-Jul-08	11.00	14.52	
Sell/Cautious	7-Jul-08	12.00	12.50	
Sell/Cautious	17-Jun-08	17.00	18.21	
Sell/Cautious	15-Apr-08	21.00	21.94	
Sell/Cautious	8-Apr-08	22.00	23.26	
neutral/cautious	25-Feb-08	26.00	25.34	-12%
Buy/Neutral	12-Feb-08	28.00	26.32	
JPM				
underweight	17-Jul-08		14.52	57.4%
underweight	7-Jul-08		12.50	
neutral	3-Apr-08		24.72	
neutral	9-Jan-08		24.39	
neutral	7-Nov-07		29.03	
underweight	21-Feb-07		38.82	
Morgan Stanley				
Equalwt/In-Line	20-Oct-08	14.00	18.34	-28.7%
Equalwt/In-Line	15-Oct-08	13.00	17.53	
Equalwt/In-Line	25-Jul-08	13.00	14.40	
Equalwt/Cautious	21-Jul-08	13.00	14.37	
Equalwt/Cautious	16-Jul-08	14.00	13.60	
Equalwt/Cautious	6-Jul-08	14.00	14.14	
Equalwt/Cautious	2-Jul-08	15.00	14.76	
Equalwt/Cautious	15-Apr-08	22.00	21.94	
Equalwt/Cautious	31-Mar-08	22.00	23.20	

Use the "zoom" item in the "view" menu to control the size of the text.

SNV US Equity #NAME? 8.66

Citi	-28%
GS	
JPM	-31%
MS	21%

Recommendation	Date	Target Price	Price on Reco date	Holding period return since 1st recommendation (without margin)
Citi				
hold	17-Oct-08	9.00	11.20	-28%
hold	25-Aug-08	9.00	8.80	
hold	25-Jul-08	9.00	9.20	
hold	10-Jul-08	9.00	8.03	
hold	25-Apr-08	10.50	11.81	
hold	24-Apr-08	12.00	10.92	
hold	12-Mar-08	12.00	12.05	
JPM				
overweight	11-Sep-08		9.78	-31%
overweight	25-Jul-08		9.20	
overweight	7-Jul-08		8.09	
overweight	25-Apr-08		11.81	
overweight	3-Apr-08		11.36	
overweight	9-Jan-08		11.23	
overweight	4-Jan-08		10.89	
overweight	2-Oct-07		12.61	
Morgan Stanley				
Underwt/In-Line	10-Sep-08	8.00	9.77	21%
Underwt/In-Line	24-Jul-08	8.00	9.31	
Underwt/Cautious	2-Jul-08	8.00	9.41	
Underwt/Cautious	24-Apr-08	9.00	10.92	

Use the "zoom" item in the "view" menu to control the size of the text.

STI US Equity #NAME? 36.2

Citi	-27.1%
GS	-43.9%
JPM	-51.1%
MS	-48.3%

Recommendation	Date	Target Price	Price on Reco date	Holding period return since 1st recommendation (without margin)
Citi				
buy	23-Oct-08	45.00	36.20	-18.9%
buy	14-Oct-08	45.00	44.66	-10.1%
sell	25-Aug-08	32.00	40.15	
GS				
neutral/neutral	1-Aug-08	40.00	42.01	-43.9%
neutral/neutral	17-Jun-08	44.00	40.61	
neutral/neutral	22-Apr-08	56.00	52.60	
neutral/neutral	8-Apr-08	61.00	55.49	
neutral/neutral	12-Feb-08	68.00	64.58	
JPM				
neutral	1-Oct-08		49.05	-51.1%
neutral	23-Apr-08		51.28	
neutral	11-Jan-08		62.06	
neutral	8-Oct-07		77.43	
neutral	15-Nov-06		80.26	
neutral	30-Dec-04		74.00	
MS				
Equalwt/In-Line	8-Aug-08	40.00	44.31	-50.1%
Equalwt/In-Line	25-Jul-08	32.00	38.32	
Equalwt/Cautious	10-Jul-08	32.00	31.49	
Equalwt/Cautious	28-Apr-08	51.00	57.41	
Equalwt/Cautious	10-Mar-08	53.00	54.56	
Equalwt/Cautious	1-Feb-08	53.00	68.33	
Equalwt/Cautious	24-Dec-07	61.00	62.72	
Equalwt/Cautious	31-Oct-07	68.00	72.60	3.8%
Underwt/Attractive	18-Oct-07	81.00	73.43	
Underwt/Attractive	3-Aug-07	81.00	75.45	

Use the "zoom" item in the "view" menu to control the size of the text.

JEF US Equity #NAME? 12.39

Citi	
GS	-45.4%
JPM	
MS	

Recommendation	Date	Target Price	Price on Reco date	Holding period return since 1st reccomendation (without margin)
GS				
neutral/neutral	26-Jun-08	16.50	17.15	-45.4%
neutral/attractive	8-Apr-08	18.00	16.31	
neutral/neutral	10-Jan-08	18.00	18.23	
neutral/neutral	7-Jan-08	23.00	18.67	
neutral/neutral	27-Dec-07	27.00	22.71	

Middleton
BOOMBUSTBLOG.COM



Reggie

Use the "zoom" item in the "view" menu to control the size of the text.

KFN US Equity #NAME? 3.13

Citi	-81.2%
GS	
JPM	-73.4%
MS	

Recommendation	Date	Target Price	Price on Reco date	Holding period return since 1st reccomendation (without margin)
Citi				
hold	7-Aug-08	10.00	10.22	-81.2%
hold	6-May-08	14.00	13.26	
hold	30-Apr-08	14.00	12.70	
hold	4-Mar-08	14.00	13.97	
buy	29-Jan-08	16.00	15.62	
buy	8-Nov-07	18.00	15.86	
buy	8-Oct-07	18.00	16.68	
JPM				
neutral	6-Oct-08		4.32	-73.4%
overweight	2-Jun-08		11.77	

Middleton
BOOMBUSTBLOG.COM



Reggie

Use the "zoom" item in the "view" menu to control the size of the text.

MER US Equity #NAME? 17.51

Citi	-72%
GS	-68%
JPM	-76%
MS	-45%

Recommendation	Date	Target Price	Price on Reco date	Holding period return since 1st recommendation (without margin)
Citi				
hold	3-Oct-08	31.25	26.67	-72%
buy	2-Oct-08	29.00	27.40	
buy	15-Sep-08	29.00	17.06	
buy	12-Sep-08	45.00	17.05	
buy	12-Aug-08	45.00	24.88	
buy	29-Jul-08	45.00	26.25	
buy	18-Jul-08	65.00	30.91	
buy	6-Jul-08	65.00	31.12	
buy	18-Apr-08	75.00	47.35	
buy	17-Apr-08	75.00	46.71	
buy	10-Feb-08	75.00	52.19	
buy	18-Jan-08	75.00	51.87	
buy	15-Jan-08	75.00	53.01	
buy	24-Dec-07	80.00	53.90	
buy	5-Dec-07	85.00	57.75	
buy	14-Nov-07	90.00	57.98	
buy	26-Oct-07	90.00	66.09	
buy	24-Oct-07	90.00	63.22	
GS				
neutral/neutral	16-Sep-08	22.00	22.18	-21.1%
Sell/Neutral	5-Sep-08	22.00	26.73	17.0%
neutral/neutral	29-Jul-08	28.50	26.25	-65.1%
neutral/neutral	18-Jul-08	33.00	30.91	
neutral/neutral	26-Jun-08	38.00	33.05	
neutral/attractiv	8-Apr-08	42.00	46.80	
neutral/neutral	1-Apr-08	42.00	46.02	
neutral/neutral	18-Jan-08	45.00	51.87	
neutral/neutral	10-Jan-08	48.00	52.03	
neutral/neutral	27-Dec-07	54.00	53.20	
neutral/neutral	8-Nov-07	66.00	53.79	
neutral/neutral	25-Oct-07	79.00	60.90	
Buy/Neutral	5-Oct-07	92.00	76.67	
JPM				
neutral	29-Jul-08		26.25	-76.4%
neutral	3-Jul-08		31.12	
neutral	11-Jun-08		35.46	
neutral	18-Apr-08		47.35	
neutral	14-Apr-08		42.88	
neutral	24-Mar-08		48.38	
neutral	18-Jan-08		51.87	
neutral	16-Jan-08		55.09	
neutral	8-Oct-07		74.12	
MS				
Equalwt/In-Line	23-Oct-08		17.51	-45%
Equalwt/In-Line	16-Oct-08		18.35	
Equalwt/In-Line	29-Jul-08		26.25	
Equalwt/In-Line	18-Jul-08		30.91	
Equalwt/In-Line	30-Jun-08		31.71	

Use the "zoom" item in the "view" menu to control the size of the text.

GS US Equity #NAME? 108.58

Citi	-46.8%
GS	
JPM	-44.3%
MS	-37.9%

Recommendation	Date	Target Price	Price on Reco date	Holding period return since 1st recommendation (without margin)
Citi				
buy	14-Oct-08	150.00	122.90	-46.8%
hold	3-Oct-08	150.00	128.00	
hold	16-Sep-08	175.00	133.01	
hold	15-Sep-08	175.00	135.50	
hold	17-Jun-08	205.00	179.44	
hold	27-May-08	176.00	173.92	
hold	19-May-08	205.00	184.40	
hold	19-Feb-08	205.00	173.80	
hold	19-Dec-07	230.00	204.16	
JPM				
overweight	23-Sep-08		125.05	-44.3%
overweight	17-Sep-08		114.50	
overweight	15-Aug-08		163.18	
overweight	28-May-08		174.83	
overweight	18-Dec-07		201.51	
overweight	20-Sep-07		203.53	
overweight	15-Jun-07		226.19	
overweight	17-Nov-06		195.04	
MS				
Overwt/In-Line	23-Oct-08	185.00	108.58	-37.9%
Overwt/In-Line	24-Sep-08	185.00	133.00	
Overwt/In-Line	23-Sep-08	185.00	125.05	
Overwt/In-Line	19-Sep-08	185.00	129.80	
Overwt/In-Line	17-Sep-08	185.00	114.50	
Overwt/In-Line	16-Sep-08	205.00	133.01	
Overwt/In-Line	27-Aug-08	205.00	155.48	
Overwt/In-Line	30-Jun-08	205.00	174.90	

Use the "zoom" item in the "view" menu to control the size of the text.

WFC US Equity #NAME? 31.33

Citi	4.7%
GS	
JPM	-15.2%
MS	-9.3%

Recommendation	Date	Target Price	Price on Reco date	Holding period return since 1st recommendation (without margin)
GS				
not rated	3-Oct-08		34.56	4.7%
neutral/neutral	17-Jun-08	30.00	25.40	
neutral/neutral	8-Apr-08	33.00	29.93	
Buy/Neutral	12-Feb-08	34.00	29.92	
JPM				
restricted	6-Oct-08		33.64	-15%
overweight	16-Sep-08		34.93	
overweight	13-May-08		28.97	
overweight	17-Jan-08		26.13	
overweight	8-Nov-07		31.48	
overweight	8-Oct-07		36.96	
MS				
Overwt/In-Line	16-Oct-08	40.00	33.90	-9.3%
Underwt/In-Line	15-Oct-08	20.00	33.35	
Underwt/In-Line	3-Oct-08	20.00	34.56	
Underwt/In-Line	8-Aug-08	20.00	30.17	
Underwt/In-Line	25-Jul-08	15.00	29.09	
Underwt/Cautious	16-Jul-08	15.00	27.23	
Underwt/Cautious	10-Jul-08	15.00	23.61	
Underwt/Cautious	16-Apr-08	24.00	29.01	
Underwt/Cautious	1-Feb-08	24.00	33.65	
Equalwt/Cautious	24-Dec-07	30.00	31.20	
Equalwt/Cautious	16-Dec-07	30.00	30.07	
Equalwt/Cautious	28-Nov-07	30.00	30.72	
Equalwt/Cautious	31-Oct-07	30.00	34.01	
Overwt/Attractive	16-Oct-07	42.00	34.55	

Use the "zoom" item in the "view" menu to control the size of the text.

C US Equity #NAME? 13.11

Citi	
GS	6.6%
JPM	-63.5%
MS	-7.1%

Recommendation	Date	Target Price	Price on Reco date	Holding period return since 1st recommendation (without margin)
GS				
Sell/Neutral	21-Oct-08	11.00	14.18	59.0%
not rated	29-Sep-08		17.75	
neutral/neutral	19-Sep-08	22.00	20.65	
Sell/Neutral	26-Jun-08	16.00	17.67	
sell/attractive	8-Apr-08	20.00	23.76	
Sell/Neutral	1-Apr-08	20.00	23.84	
Sell/Neutral	10-Jan-08	25.00	28.11	
Sell/Neutral	27-Dec-07	30.00	29.56	
Sell/Neutral	19-Nov-07	33.00	32.00	-32.9%
neutral/neutral	8-Nov-07	40.00	32.90	
neutral/neutral	5-Nov-07	48.00	35.90	
neutral/neutral	25-Oct-07	51.00	41.23	
neutral/neutral	16-Oct-07	55.00	44.79	
neutral/neutral	1-Oct-07	57.00	47.72	
JPM				
overweight	14-Oct-08		18.62	-63.5%
restricted	6-Oct-08		17.41	
overweight	8-Aug-08		19.39	
overweight	21-May-08		21.06	
overweight	30-Apr-08		25.27	
overweight	4-Apr-08		24.08	
overweight	11-Jan-08		28.56	
overweight	21-Dec-07		30.24	
overweight	14-Dec-07		30.70	
overweight	3-Dec-07		33.06	
overweight	27-Nov-07		30.32	
overweight	5-Nov-07		35.90	
Morgan Staney				
Equalwt/In-Line	29-Sep-08	21.00	17.75	-31.2%
Equalwt/In-Line	29-Jul-08	21.00	18.45	
Equalwt/In-Line	24-Jul-08	21.00	19.06	
Underwt/Cautious	18-Jul-08	14.00	19.35	53.8%
Underwt/Cautious	10-Jul-08	14.00	16.28	
Underwt/Cautious	19-Jun-08	18.00	20.17	
Underwt/Cautious	19-May-08	19.00	22.99	
Underwt/Cautious	28-Apr-08	19.00	26.81	
Underwt/Cautious	18-Apr-08	20.00	25.11	
Underwt/Cautious	18-Mar-08	20.00	20.71	
Underwt/Cautious	14-Mar-08	20.00	19.78	
Underwt/Cautious	10-Mar-08	20.00	19.69	
Underwt/Cautious	6-Mar-08	22.00	21.17	
Underwt/Cautious	1-Feb-08	22.00	29.69	
Underwt/Cautious	15-Jan-08	27.00	26.94	
Underwt/Cautious	8-Jan-08	27.00	27.14	
Underwt/Cautious	24-Dec-07	28.00	30.98	
Underwt/Cautious	13-Dec-07	28.00	31.01	
Underwt/Cautious	12-Dec-07	28.00	31.47	
Underwt/Cautious	27-Nov-07	34.00	30.32	
Underwt/Cautious	26-Nov-07	35.00	30.70	
Underwt/Cautious	5-Nov-07	35.00	35.90	
Underwt/Cautious	31-Oct-07	36.00	41.90	-12%
Overwt/Attractive	15-Oct-07	59.00	46.24	
Overwt/Attractive	1-Oct-07	59.00	47.72	

Use the "zoom" item in the "view" menu to control the size of the text.

KEY US Equity #NAME? 10.07

Citi	-69.9%
GS	-59.8%
JPM	
MS	47.7%

Recommendation	Date	Target Price	Price on Reco date	Holding period return since 1st recommendation (without margin)
Citi				
buy	23-Oct-08	15.00	10.07	-69.9%
buy	21-Oct-08	15.00	10.95	
buy	14-Oct-08	15.00	11.97	
hold	27-Jul-08	11.00	11.16	
hold	22-Jul-08	11.00	11.99	
hold	10-Jul-08	11.00	10.23	
hold	12-Jun-08	15.00	11.98	
hold	18-Apr-08	23.00	24.68	
hold	17-Apr-08	23.00	23.71	
hold	8-Apr-08	23.00	23.77	
hold	27-Feb-08	23.00	24.48	
hold	27-Jan-08	23.00	25.03	
hold	22-Jan-08	23.00	23.75	
hold	21-Dec-07	23.00	23.46	
hold	14-Dec-07	23.00	22.67	
hold	17-Oct-07	34.00	29.45	
hold	16-Oct-07	34.00	30.44	
hold	3-Oct-07	37.00	33.42	
GS				
Buy/Neutral	24-Oct-08	13.00	10.07	-59.8%
neutral/neutral	1-Aug-08	12.00	10.97	
neutral/neutral	12-Jun-08	13.00	11.98	
neutral/neutral	28-May-08	22.00	19.66	
neutral/neutral	8-Apr-08	25.00	23.77	
neutral/neutral	12-Feb-08	26.00	25.05	
MS				
Equalwt/In-Line	8-Aug-08	12.00	11.94	-8.5%
Equalwt/In-Line	25-Jul-08	10.00	11.16	
Equalwt/Cautious	23-Jun-08	10.00	11.00	61.3%
Underwt/Cautious	27-May-08	18.00	21.95	
Underwt/Cautious	28-Apr-08	18.00	24.21	
Underwt/Cautious	10-Mar-08	17.00	20.88	
Underwt/Cautious	1-Feb-08	18.00	26.42	
Underwt/Cautious	24-Dec-07	22.00	23.74	
Underwt/Cautious	31-Oct-07	25.00	28.45	

Use the "zoom" item in the "view" menu to control the size of the text.

AGO US Equity #NAME? 9.96

Citi	
GS	-57.8%
JPM	-46.0%
MS	

Recommendation	Date	Target Price	Price on Reco date	Holding period return since 1st reccomendation (without margin)
GS				
neutral/cautious	24-Jul-08	22.00	11.11	-57.8%
neutral/cautious	9-Jun-08	30.00	23.59	
JPM				
neutral	22-Jul-08		11.32	-46.0%
overweight	2-Jul-08	25.00	18.34	
overweight	9-May-08		24.80	
overweight	12-Feb-08		23.10	
overweight	25-Jan-08		21.46	
neutral	20-Dec-07		26.77	
neutral	7-Nov-07		18.44	

Use the "zoom" item in the "view" menu to control the size of the text.

LEHMQ US Equity #NAME? 0.084

Citi	
GS	-99.9%
JPM	
MS	

Recommendation	Date	Target Price	Price on Reco date	Holding period return since 1st reccomendation (without margin)
GS				
not rated	15-Sep-08		0.21	-100%
neutral/neutral	11-Sep-08	7.00	4.22	
Buy/Neutral	19-Aug-08	22.00	13.07	
Buy/Neutral	26-Jun-08	40.00	22.61	
buy/attractive	10-Jun-08	40.00	27.50	
buy/attractive	8-Apr-08	58.00	43.67	
Buy/Neutral	19-Mar-08	58.00	42.23	
Buy/Neutral	18-Mar-08	45.00	46.49	
neutral/neutral	10-Jan-08	58.00	57.82	
neutral/neutral	27-Dec-07	70.00	64.13	
neutral/neutral	14-Dec-07	66.00	62.24	
neutral/neutral	8-Nov-07	71.00	56.11	
neutral/neutral	25-Oct-07	75.00	56.92	

Use the "zoom" item in the "view" menu to control the size of the text.

KBH US Equity #NAME? 13.22

Citi	-25.4%
GS	-47.3%
JPM	-70.5%
MS	

Recommendation	Date	Target Price	Price on Reco date	Holding period return since 1st reccomendation (without margin)
Citi				
hold	2-Oct-08	19.50	19.90	-25.4%
hold	12-Aug-08	19.50	17.71	
GS				
neutral/neutral	1-Oct-08	17.00	20.77	-47.3%
neutral/neutral	1-Jul-08	18.00	17.41	
neutral/neutral	25-Feb-08	22.00	24.99	
neutral/neutral	24-Oct-07	24.00	26.81	
neutral/neutral	25-Sep-07	25.00	25.09	
JPM				
neutral	24-Jun-08		18.77	-70.5%
neutral	31-Mar-08		24.73	
neutral	11-Oct-07		29.60	
neutral	21-Jun-07		42.08	
neutral	13-Nov-06		44.78	

Use the "zoom" item in the "view" menu to control the size of the text.

BAC US Equity #NAME? 23

Citi	-52.9%
GS	-29.5%
JPM	-54.6%
MS	-55.5%

Recommendation	Date	Target Price	Price on Reco date	Holding period return since 1st recommendation (without margin)
Citi				
buy	14-Oct-08	38.00	26.53	-52.9%
hold	7-Oct-08	31.00	23.77	
hold	15-Sep-08	31.00	26.55	
hold	11-Aug-08	31.00	33.38	
hold	22-Jul-08	23.00	32.35	
hold	21-Jul-08	23.00	28.56	
hold	10-Jul-08	23.00	22.36	
hold	23-Apr-08	38.00	36.86	
hold	21-Apr-08	40.00	37.61	
hold	16-Mar-08	40.00	35.69	
hold	27-Feb-08	42.00	42.88	
hold	25-Jan-08	42.00	39.48	
hold	23-Jan-08	42.00	40.57	
hold	22-Jan-08	42.00	37.39	
hold	11-Jan-08	42.00	38.50	
hold	14-Dec-07	42.00	42.16	
buy	18-Nov-07	58.00	44.37	
buy	13-Nov-07	58.00	46.27	
buy	2-Nov-07	60.00	45.11	
buy	19-Oct-07	60.00	47.57	
buy	18-Oct-07	62.00	48.85	
GS				
Buy/Neutral	2-Sep-08	40.00	32.63	-29.5%
JPM				
overweight	7-Oct-08		23.77	-54.6%
overweight	10-Jul-08		22.36	
overweight	21-May-08		34.63	
overweight	24-Apr-08		37.87	
overweight	4-Apr-08		39.41	
overweight	25-Jan-08		39.48	
overweight	11-Jan-08		38.50	
overweight	12-Nov-07		43.98	
overweight	8-Oct-07		52.43	
overweight	24-Apr-07		50.62	
MS				
Underwt/In-Line	7-Oct-08	24.00	23.77	-2.9%
Underwt/In-Line	15-Sep-08	22.00	26.55	
Underwt/In-Line	3-Aug-08	22.00	33.33	
Underwt/In-Line	25-Jul-08	15.00	29.58	
Underwt/Cautious	21-Jul-08	15.00	28.56	
Underwt/Cautious	10-Jul-08	15.00	22.36	-54%
Equalwt/Cautious	21-Apr-08	33.00	37.61	
Equalwt/Cautious	10-Mar-08	33.00	35.31	
Equalwt/Cautious	1-Feb-08	36.00	45.03	
Equalwt/Cautious	22-Jan-08	41.00	37.39	
Equalwt/Cautious	14-Jan-08	41.00	39.22	
Equalwt/Cautious	11-Jan-08	40.00	38.50	
Equalwt/Cautious	24-Dec-07	40.00	42.28	
Equalwt/Cautious	31-Oct-07	44.00	48.28	
Overwt/Attractive	18-Oct-07	59.00	48.85	

Use the "zoom" item in the "view" menu to control the size of the text.

RYL US Equity #NAME? 15.85

Citi	-26.5%
GS	-28.3%
JPM	-56.1%
MS	

Recommendation	Date	Target Price	Price on Reco date	Holding period return since 1st reccomendation (without margin)
Citi				
hold	12-Aug-08	26.50	21.56	-26.5%
GS				
neutral/neutral	25-Jul-08	26.00	20.61	-28.3%
neutral/neutral	28-Apr-08	33.00	33.00	
neutral/neutral	25-Feb-08	27.00	28.31	
neutral/neutral	25-Sep-07	23.00	22.12	
JPM				
neutral	24-Jul-08		21.43	-56.1%
neutral	24-Jan-08		30.53	
neutral	11-Jul-07		36.09	

Use the "zoom" item in the "view" menu to control the size of the text.

WM US Equity

#NAME?

Citi	
GS	99.5%
JPM	
MS	

Recommendation	Date	Target Price	Price on Reco date	Holding period return since 1st reccomendation (without margin)
GS				
dropped coverag	29-Sep-08		0.03	99.5%
not rated	18-Sep-08		2.99	
neutral/cautiou	12-Sep-08	4.00	2.73	
Sell/Cautious	29-Jul-08	5.00	4.43	
Sell/Cautious	28-Jul-08	5.00	3.95	
Sell/Cautious	17-Jun-08	6.50	6.22	
Sell/Cautious	9-Jun-08	9.00	6.25	

Use the "zoom" item in the "view" menu to control the size of the text.

abk US Equity #NAME? 2.21

Citi	4.7%
GS	
JPM	-90.9%
MS	

Recommendation	Date	Target Price	Price on Reco date	Holding period return since 1st reccomendation (without margin)
Citi				
neutral/cautious	12-Aug-08	3.00	3.92	4.7%
neutral/cautious	24-Jul-08	2.25	2.19	
neutral/cautious	9-Jun-08	2.00	2.11	
JPM				
underweight	8-Aug-08		4.33	49%
neutral	17-Jan-08		6.24	-94%
neutral	20-Dec-07		27.70	
neutral	11-Oct-07		70.57	
neutral	26-Apr-07		92.65	
neutral	5-Sep-06		85.80	

Use the "zoom" item in the "view" menu to control the size of the text.

MBI US Equity #NAME? 6.72

Citi	
GS	37%
JPM	-80%
MS	

Recommendation	Date	Target Price	Price on Reco date	Holding period return since 1st reccomendation (without margin)
JPM				
neutral	1-Feb-08		16.36	-80%
neutral	10-Jan-08		14.11	
neutral	20-Dec-07		19.95	
neutral	11-Dec-07		33.00	
GS				
not rated	29-Aug-08		16.22	37.4%
neutral/cautious	24-Jul-08	5.00	5.42	
neutral/cautious	9-Jun-08	8.00	4.89	

Use the "zoom" item in the "view" menu to control the size of the text.

CF US Equity #NAME? 44.55

Citi	-45.3%
GS	-66.4%
JPM	-52.1%
MS	-63.9%

Recommendation	Date	Target Price	Price on Reco date	Holding period return since 1st recommendation (without margin)
Citi				
hold	21-Oct-08	128.00	55.93	-45.3%
hold	26-Sep-08	128.00	91.78	
buy	17-Aug-08	215.00	128.95	
buy	30-Jul-08	215.00	166.61	
buy	28-Jul-08	215.00	145.68	
buy	16-Jul-08	215.00	158.81	
buy	16-Jun-08	215.00	160.63	
buy	27-Apr-08	200.00	144.13	
buy	24-Apr-08	196.00	137.61	
buy	16-Apr-08	196.00	151.42	
buy	29-Feb-08	164.00	122.08	
buy	26-Feb-08	146.00	128.36	
buy	10-Feb-08	146.00	108.25	
buy	7-Feb-08	139.00	106.61	
buy	17-Jan-08	139.00	90.25	
buy	20-Dec-07	139.00	107.76	
buy	11-Nov-07	108.00	93.24	
buy	30-Oct-07	108.00	86.76	
buy	29-Oct-07	108.00	88.01	
buy	23-Oct-07	88.00	81.50	
GS				
neutral/neutral	1-Oct-08	180.00	88.64	-66.4%
neutral/neutral	31-Jul-08	227.00	163.46	
neutral/neutral	14-Jul-08	220.00	165.09	
neutral/neutral	19-May-08	180.00	132.62	
JPM				
neutral	22-Oct-08		49.88	-52.1%
overweight	21-Jul-08		156.73	
overweight	22-Jan-08		93.08	
MS				
Equalwt/Attractive	4-Sep-08	180.00	123.43	-64%

Use the "zoom" item in the "view" menu to control the size of the text.

TOL US Equity #NAME? 18.45

Citi	-10.6%
GS	-9.3%
JPM	-11.7%
MS	

Recommendation	Date	Target Price	Price on Reco date	Holding period return since 1st reccomendation (without margin)
Citi				
buy	28-Sep-08	31.50	26.24	-10.6%
buy	4-Sep-08	27.00	25.07	
buy	14-Aug-08	27.00	22.23	
buy	12-Aug-08	27.00	20.64	
GS				
Buy/Neutral	5-Sep-08	27.00	24.20	-9.3%
Buy/Neutral	28-Feb-08	25.00	22.49	
Buy/Neutral	25-Sep-07	23.00	19.96	
Buy/Neutral	7-Sep-07	26.00	20.34	
JPM				
neutral	7-Dec-07		22.68	-11.7%
neutral	8-Nov-07		20.89	

Use the "zoom" item in the "view" menu to control the size of the text.

DHI US Equity #NAME? 5.13

Citi	98.7%
GS	-61.4%
JPM	-65.4%
MS	

Recommendation	Date	Target Price	Price on Reco date	Holding period return since 1st reccomendation (without margin)
Citi				0.0%
hold	24-Oct-08	6.50	5.13	63.1%
sell	14-Sep-08	11.50	13.90	21.8%
hold	19-Aug-08	12.50	10.70	
hold	12-Aug-08	12.50	11.41	
GS				
Buy/Neutral	17-Oct-08	10.00	6.77	-61.4%
Buy/Neutral	11-Sep-08	17.00	13.68	
Buy/Neutral	13-Aug-08	13.00	11.05	
Buy/Neutral	5-Jun-08	15.00	12.63	
Buy/Neutral	25-Feb-08	17.00	15.50	
Buy/Neutral	25-Sep-07	15.00	13.28	
JPM				
neutral	16-Oct-07		12.86	-65%
neutral	5-Sep-07		14.81	

Use the "zoom" item in the "view" menu to control the size of the text.

MTG US Equity #NAME? 2.71

Citi	
GS	
JPM	-65.4%
MS	

Recommendation	Date	Target Price	Price on Reco date	Holding period return since 1st reccomendation (without margin)
JPM underweight	24-Sep-08		7.84	-0.654336735

Use the "zoom" item in the "view" menu to control the size of the text.

BZH US Equity #NAME? 2.47

Citi	
GS	-70.9%
JPM	80.0%
MS	

Recommendation	Date	Target Price	Price on Reco date	Holding period return since 1st reccomendation (without margin)
GS				
neutral/neutral	13-Aug-08	5.50	7.23	-70.9%
neutral/neutral	5-Jun-08	7.00	6.60	
neutral/neutral	25-Sep-07	9.00	8.50	
JPM				
underweight	1-Mar-08		7.10	80%
underweight	5-Nov-07		9.52	
underweight	13-Aug-07		12.34	

Use the "zoom" item in the "view" menu to control the size of the text.

PHM US Equity #NAME? 8.11

Citi	-35.0%
GS	-44.6%
JPM	-44.2%
MS	

Recommendation	Date	Target Price	Price on Reco date	Holding period return since 1st reccomendation (without margin)
Citi				
hold	14-Sep-08	16.00	16.45	-35.0%
buy	12-Aug-08	16.00	12.47	
GS				
neutral/neutral	25-Jul-08	11.00	11.31	-44.6%
neutral/neutral	2-Nov-07	14.00	13.59	
neutral/neutral	25-Sep-07	16.00	14.64	
JPM				
overweight	24-Jul-08		11.03	-44.2%
overweight	25-Oct-07		14.53	

Use the "zoom" item in the "view" menu to control the size of the text.

HOV US Equity #N/A 3.76

Citi	-65%
GS	No coverage
JPM	-62%
MS	No coverage

Recommendation	Date	Target Price	Price on Reco date	Holding period return since 1st reccomendation (without margin)
GS				
neutral/neutral	5-Sep-08	6.75	6.59	-65.2%
neutral/neutral	12-Mar-08	8.50	9.04	
neutral/neutral	24-Dec-07	6.50	7.11	
neutral/neutral	25-Sep-07	11.00	10.81	
JPM				
neutral	11-Mar-08		10.00	-62.4%

Use the "zoom" item in the "view" menu to control the size of the text.

CTX US Equity #NAME? 9.07

Citi	-39%
GS	-65%
JPM	63%
MS	No coverage

Recommendation	Date	Target Price	Price on Reco date	Holding period return since 1st reccomendation (without margin)
Citi				
hold	13-Aug-08	17.00	14.80	-39.2%
hold	12-Aug-08	17.00	14.91	
GS				
neutral/neutral	24-Oct-08	9.00	9.07	-65%
neutral/neutral	7-Aug-08	15.00	14.56	
neutral/neutral	5-Aug-08	15.00	14.76	
neutral/neutral	25-Feb-08	23.00	23.83	
neutral/neutral	2-Nov-07	24.00	22.54	
neutral/neutral	25-Sep-07	26.00	26.02	
JPM				
underweight	2-May-08		22.24	63%
underweight	24-Oct-07		24.65	

Use the "zoom" item in the "view" menu to control the size of the text.

GE US Equity #NAME? 18.8

Citi	-51.8%
GS	-55.0%
JPM	-55.0%
MS	

Recommendation	Date	Target Price	Price on Reco date	Holding period return since 1st recommendation (without margin)
Citi				
hold	10-Oct-08	22.00	21.50	
hold	2-Oct-08	24.00	22.15	
hold	1-Oct-08	25.00	24.50	
hold	25-Sep-08	25.00	25.68	
hold	18-Sep-08	25.00	24.79	
hold	15-Sep-08	30.00	24.60	
hold	22-Jul-08	30.00	28.50	
hold	11-Jul-08	30.00	27.66	
hold	10-Jul-08	30.00	27.64	
hold	21-May-08	35.00	30.99	
hold	15-May-08	35.00	32.37	
hold	27-Apr-08	35.00	33.33	
hold	13-Apr-08	36.00	32.05	
hold	11-Apr-08	36.00	32.05	
buy	18-Jan-08	45.00	34.31	
buy	12-Dec-07	45.00	37.25	
buy	3-Dec-07	45.00	36.93	
buy	30-Nov-07	45.00	38.29	
buy	14-Oct-07	48.00	41.03	
buy	12-Oct-07	48.00	41.03	
buy	18-Sep-07	48.00	41.68	
buy	4-Sep-07	48.00	39.04	
GS				
neutral/neutral	13-Oct-08	23.00	21.00	
neutral/neutral	9-Oct-08	25.00	19.01	
neutral/neutral	26-Sep-08	26.00	25.25	
neutral/neutral	23-Sep-08	29.00	24.95	
neutral/neutral	9-Jul-08	31.00	27.19	
neutral/neutral	13-May-08	36.00	32.33	
neutral/neutral	11-Apr-08	34.00	32.05	
Buy/Neutral	28-Mar-08	40.00	36.61	
Buy/Neutral	10-Jan-08	38.00	35.92	
Buy/Neutral	12-Dec-07	42.00	37.25	
Buy/Neutral	27-Nov-07	43.00	37.45	
Buy/Neutral	15-Oct-07	46.00	40.82	
Buy/Neutral	19-Sep-07	45.00	41.77	
jpm				
neutral	9-Oct-08		19.01	
neutral	29-Sep-08		23.10	
neutral	17-Sep-08		23.39	
neutral	16-Jun-08		28.97	
overweight	14-Mar-08		33.82	
overweight	14-Feb-08		34.39	
overweight	11-Jan-08		35.17	
overweight	4-Sep-07		39.04	
MS				
Overwt/Cautious	12-Oct-08	24.00	21.50	
Overwt/Cautious	10-Oct-08	26.00	21.50	
Overwt/Cautious	2-Sep-08	33.00	28.53	
Overwt/Cautious	14-Jul-08	33.00	27.18	
Overwt/Cautious	11-Jul-08	33.00	27.66	
Overwt/Cautious	7-Jul-08	33.00	27.10	
Overwt/Cautious	25-Jun-08	33.00	27.99	
Overwt/Cautious	9-Jun-08	36.00	30.06	
Overwt/Cautious	14-Apr-08	36.00	31.75	
Overwt/Cautious	11-Apr-08	44.00	32.05	
Overwt/Cautious	8-Apr-08	44.00	36.95	
Overwt/In-Line	5-Mar-08	45.00	33.67	
Overwt/In-Line	3-Mar-08	45.00	33.40	
Overwt/In-Line	21-Jan-08	45.00	34.31	
Overwt/In-Line	18-Jan-08	45.00	34.31	
Overwt/In-Line	4-Jan-08	45.00	36.04	
Overwt/In-Line	12-Dec-07	45.00	37.25	
Overwt/In-Line	30-Nov-07	46.00	38.29	
Overwt/In-Line	14-Oct-07	46.00	41.03	
Overwt/In-Line	12-Oct-07	43.00	41.03	
Overwt/In-Line	9-Oct-07	43.00	42.02	
Overwt/In-Line	19-Sep-07	43.00	41.77	